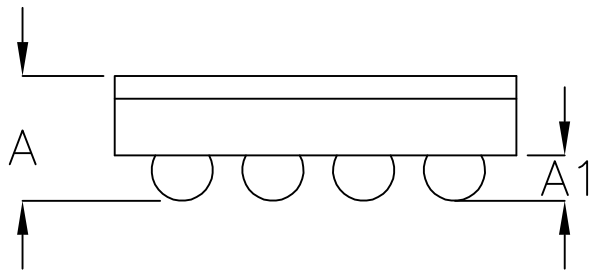
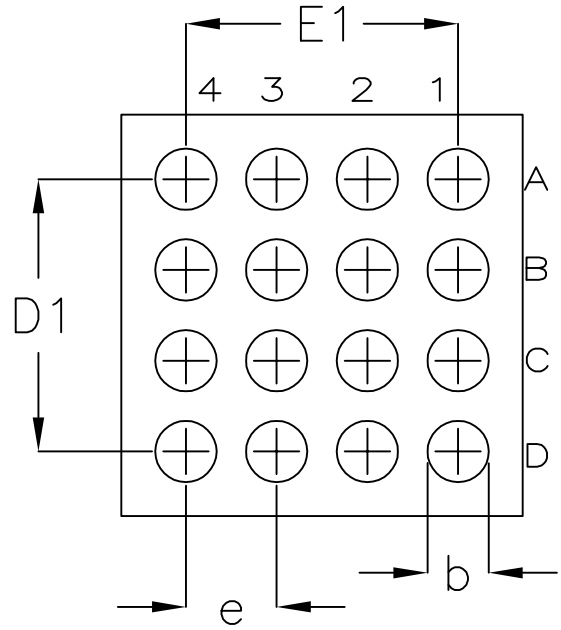
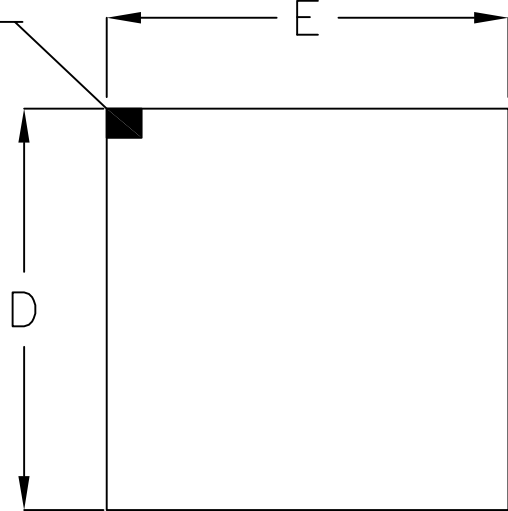


PIN A1  
Index Area



Symbol	Dimensions In Millimeters		Dimensions In Inches	
	Min	Max	Min	Max
A	0.500	0.600	0.020	0.024
A1	0.170	0.230	0.007	0.009
b	0.240	0.300	0.009	0.012
D	1.730	1.810	0.068	0.071
D1	1.200		0.047	
E	1.730	1.810	0.068	0.071
E1	1.200		0.047	
e	0.400		0.016	